

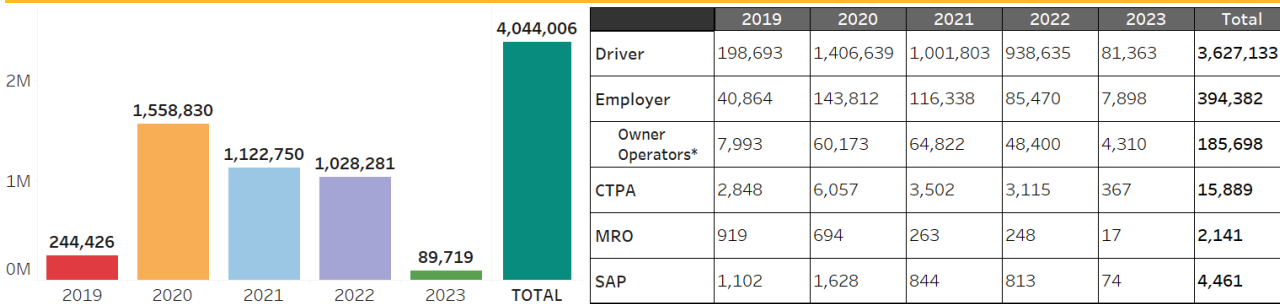
DRUG & ALCOHOL CLEARINGHOUSE

January 2023 Monthly Summary Report

REGISTRATIONS

Registration for the FMCSA Drug and Alcohol Clearinghouse (Clearinghouse) began for all user roles on September 28, 2019. Commercial driver’s license (CDL) or commercial learner’s permit (CLP) holders, employers, consortia/third-party administrators (C/TPAs), medical review officers (MROs), and substance abuse professionals (SAPs) all must register within the Clearinghouse. In some cases, a single user may have multiple roles within the Clearinghouse. For a summary of the number of drivers and organizations that registered in the Clearinghouse, see the table below.

CDL/CLP Holder and Organization Registrations



Number of completed registrations through January 2023, as of February 1, 2023. * Owner-operator counts are not included in the annual totals, as owner-operators are a subset of Employers and are included in the Employer counts.

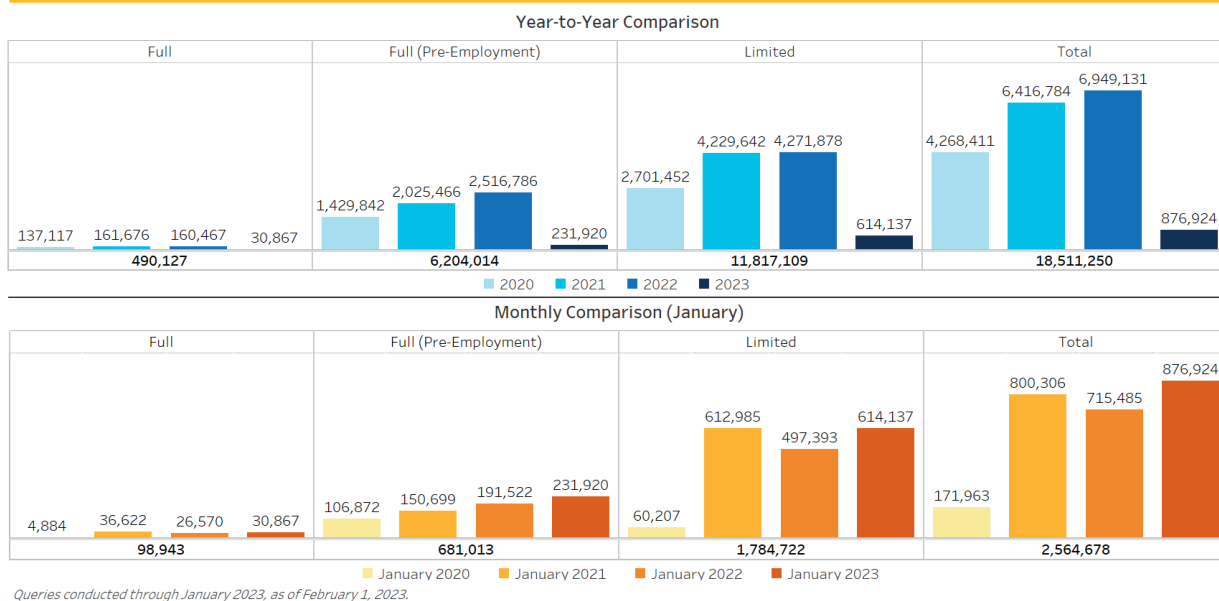
	2019	2020	2021	2022	2023	Total
Driver	198,693	1,406,639	1,001,803	938,635	81,363	3,627,133
Employer	40,864	143,812	116,338	85,470	7,898	394,382
Owner Operators*	7,993	60,173	64,822	48,400	4,310	185,698
CTPA	2,848	6,057	3,502	3,115	367	15,889
MRO	919	694	263	248	17	2,141
SAP	1,102	1,628	844	813	74	4,461

This chart above reflects the number of CDL/CLP holders (drivers) and organizations registered within the Clearinghouse by role type since September 28, 2019.

QUERIES

Employers are required to conduct queries in the Clearinghouse when hiring a new CDL/CLP holder and annually for all CDL/CLP holders they currently employ. The table below breaks out the results by query type. The top table depicts query results by year and the bottom graph compares total query results with violations for the month of January across four years: 2020, 2021, 2022, and 2023.

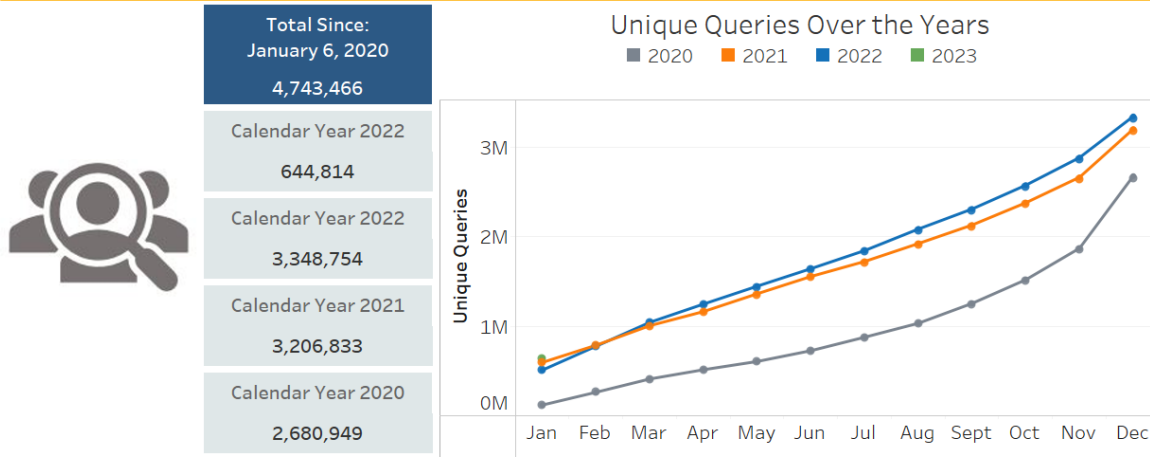
Queries Conducted



The graph illustrates the number of each type of query conducted by employers, or their designated C/TPA since January 6, 2020. The full query total includes limited queries that have been elevated to full.

QUERIES REPORTED TO CLEARINGHOUSE CONTINUED

Unique CDL/CLP Holders Queried

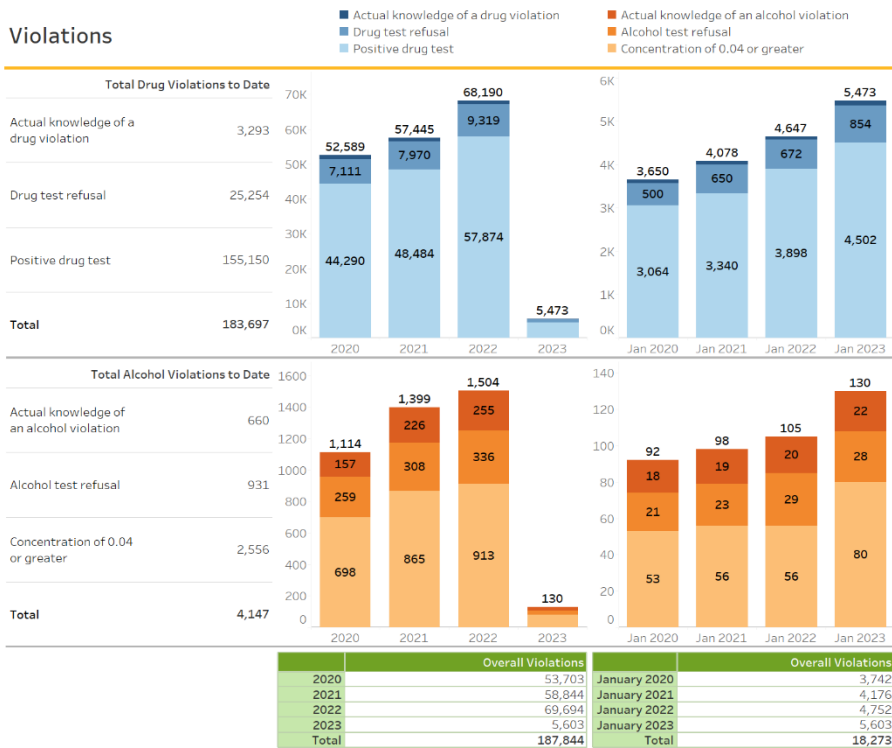


Unique drivers queried through January 2023, as of February 1, 2023.

The graph above illustrates the number of CDL/CLP holders whose information has been queried by employers (or their designated C/TPA) since January 6, 2020.

VIOLATIONS REPORTED TO CLEARINGHOUSE

Employers or their designated C/TPA, and MROs are required to report violations of the drug and alcohol program. Since January 6, 2020, there were 187,844 test results reported to the Clearinghouse with violations. The table below breaks out the results by violation type, for controlled substance (drug) tests and alcohol tests. The left side depicts total test results with violations by year and the right side compares total test results with violations for the month of January across three years: 2020, 2021, 2022, and 2023.



Violations reported through January 2023, as of February 1, 2023.

The graph above illustrates the number of violations reported to the Clearinghouse since January 6, 2020.

VIOLATIONS REPORTED TO CLEARINGHOUSE CONTINUED

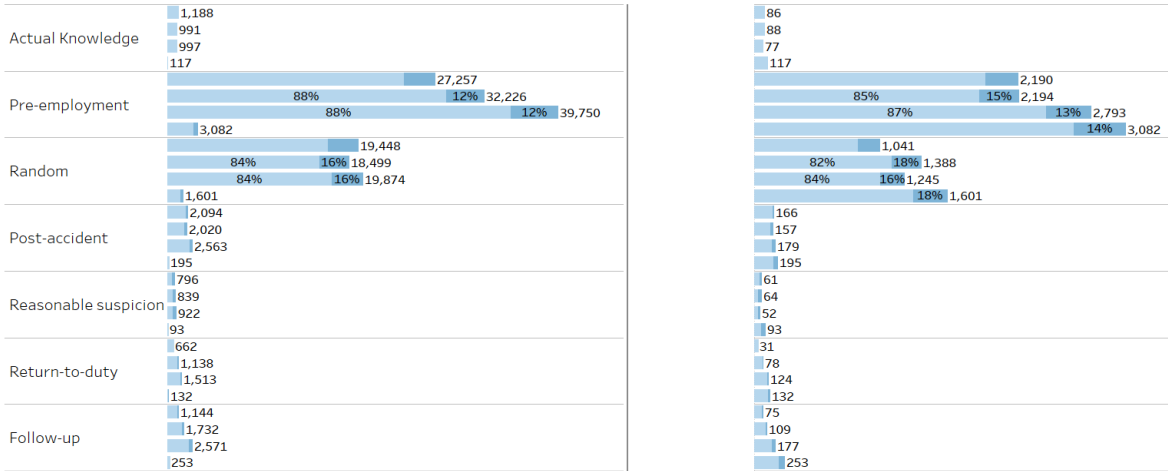
Drug and Alcohol Test Results By Test Type

Since January 6, 2020, there were 187,844 test results reported to the Clearinghouse with violations. The table below breaks out these test results by type of test, for controlled substance (drug) tests and alcohol tests. The left side depicts total test results with violations by year and the right side compares total test results with violations for the month of January across four years: 2020, 2021, 2022, and 2023.

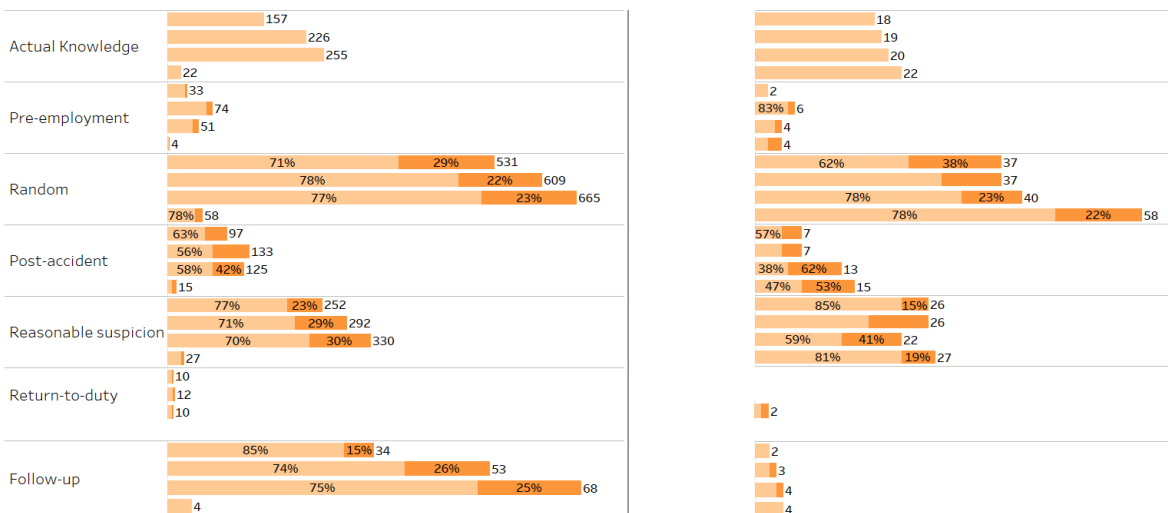
Total Test Results (Drug or Alcohol) by Test Type - Year and Month (January) Comparison



Drug Test Results (Positive or Refusal) by Test Type



Alcohol Test Results (Positive or Refusal) by Test Type



Test Results reported through January 2023, as of February 1, 2023.

VIOLATIONS REPORTED TO CLEARINGHOUSE CONTINUED

Positive drug tests account for **83%** of the total violations reported. The chart below represents the breakdown of results reported to the Clearinghouse by year since January 6, 2020 of the number of times a driver tested positive for each substance.

SUBSTANCES IDENTIFIED IN POSITIVE DRUG TESTS

Substance	2020	2021	2022	2023	# Tests Identified*
Marijuana Metabolite (Δ9-THCA)	29,511	31,085	40,916	2,902	104,414
Cocaine Metabolite (BZE)	7,940	8,765	10,953	744	28,402
Methamphetamine (MET/MAMP)	5,187	5,082	5,569	338	16,176
Amphetamine (AMP)	4,953	4,904	5,349	323	15,529
Oxymorphone (OXYM)	1,372	1,276	1,398	88	4,134
Oxycodone (OXYC)	1,106	1,049	1,130	84	3,369
Hydrocodone (HYC)	1,082	1,048	1,042	73	3,245
Hydromorphone (HYM)	1,000	930	965	70	2,965
Morphine (MOP)	443	353	445	26	1,267
Codeine (COD)	386	329	444	36	1,195
6-Acetylmorphine (6-AM)	302	191	177	14	684
Phencyclidine (PCP)	137	118	138	6	399
Ecstasy (MDMA)	65	60	68	5	198
Methylenedioxyamphetamine (MDA)	30	33	45	4	112
All substances	53,514	55,223	68,639	4,713	182,089

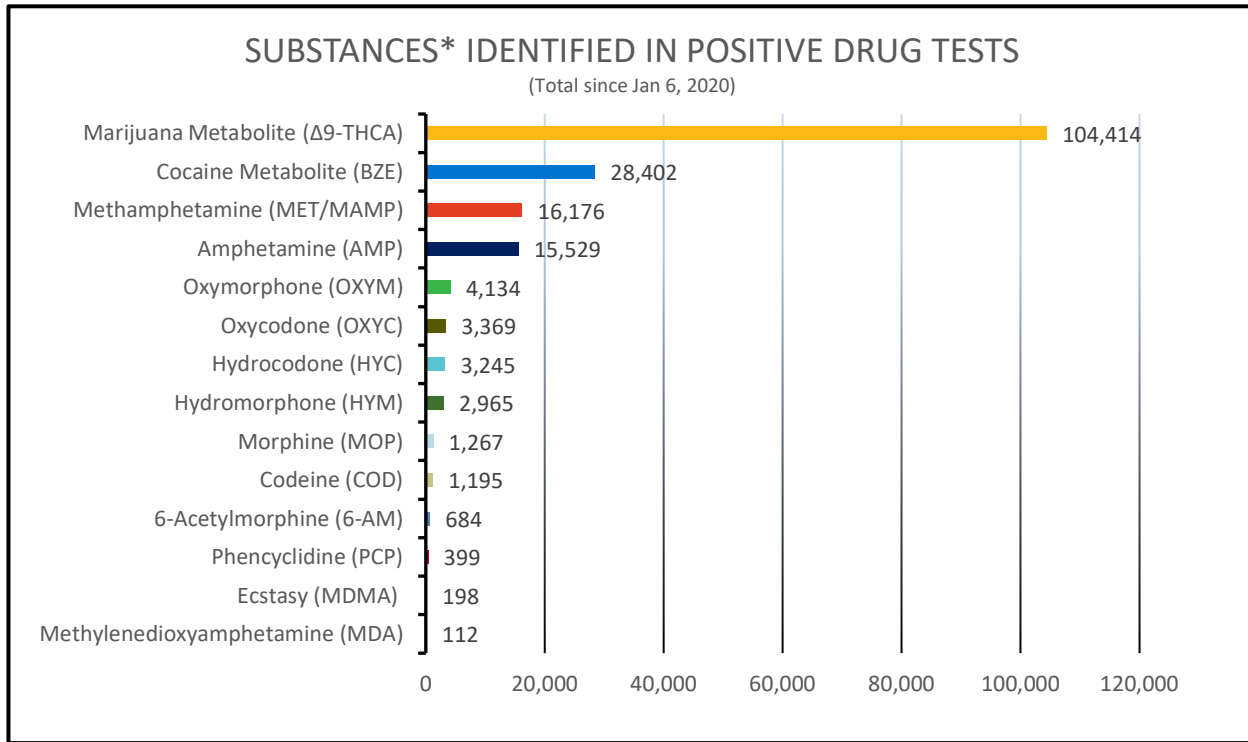
(Reported through January 2023, as of February 1, 2023)

*Total since January 6, 2020

Note: More than one substance can appear in a positive drug test

Note: To date, there have been 7,915 reports of dilute specimens, with 50 occurring in 2023. A positive dilute result indicates that drugs were detected despite the dilution of the sample. Dilute specimens are therefore reflected in the total substance counts.

VIOLATIONS REPORTED TO CLEARINGHOUSE CONTINUED



**Positive drug tests reported through January 2023, as of February 1, 2023.*

The graph above shows total results reported to the Clearinghouse since January 6, 2020 of the number of times a driver tested positive for each substance.

RETURN-TO-DUTY PROCESSES

If a CDL/CLP holder has a drug and alcohol program violation recorded in the Clearinghouse, the CDL/CLP holder must be removed from safety-sensitive functions, including operating a commercial motor vehicle, until the return-to-duty (RTD) process is completed. Select milestones of a driver's RTD process are recorded in the Clearinghouse. The table below provides a snapshot of the number of drivers in the RTD process with their status in the Clearinghouse as of February 1, 2023.

CDL/CLP Holders in the Return-to-Duty (RTD) Process as of February 1, 2023

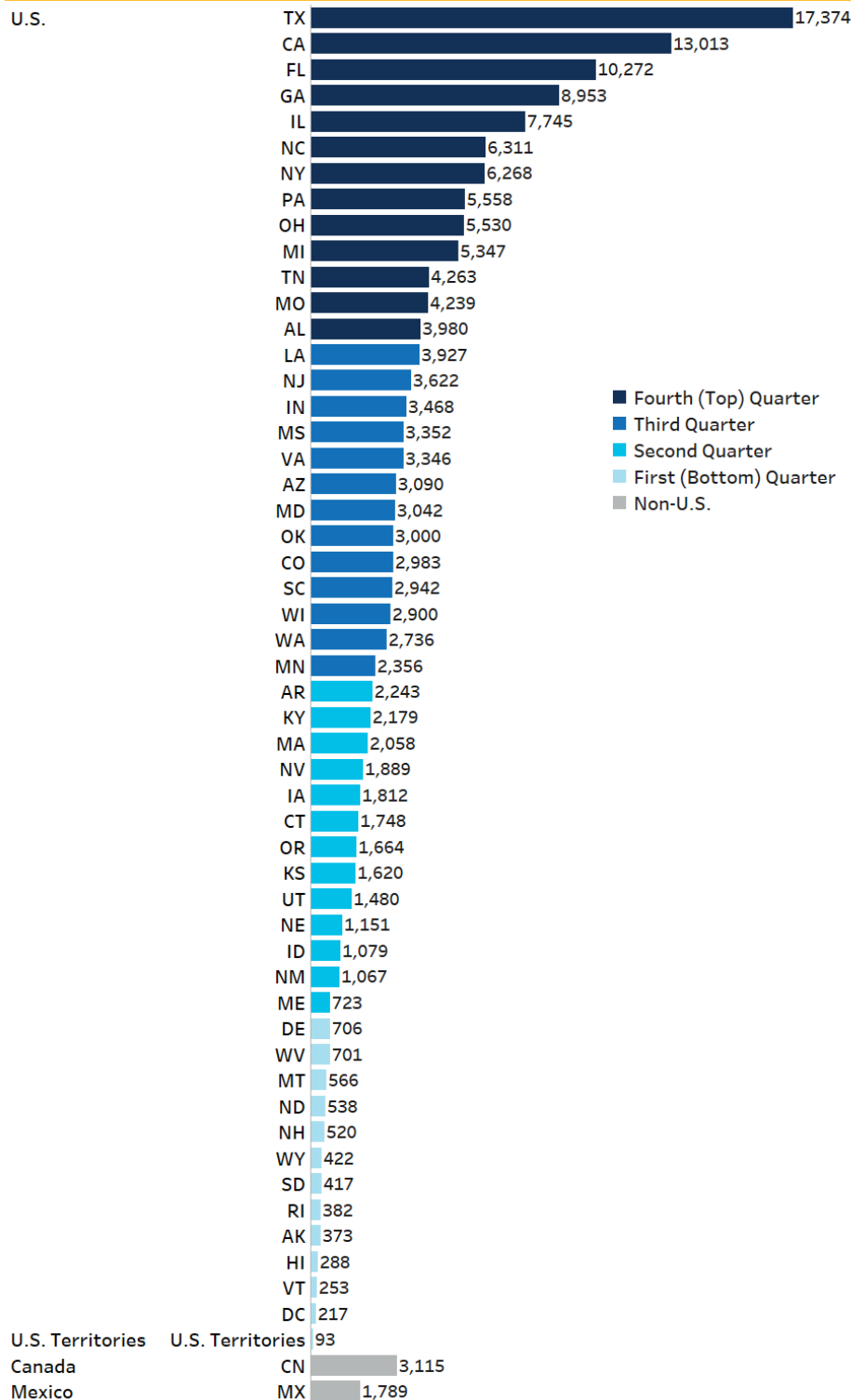
RTD STATUS	# DRIVERS
All Drivers (with at least 1 violation)	170,714
CDL/CLP holders in Prohibited Status	122,923
RTD Process Not Started	93,348
Substance Abuse Professional (SAP) Request Sent	1,117
SAP Designation Confirmed	3,546
SAP Request Declined	762
Initial SAP Assessment Complete	5,723
Determined Eligible for RTD Testing	18,427
CDL/CLP Holders in Not-Prohibited Status*	47,791
RTD Test with Negative Results	39,746
Follow-Up Testing Plan Complete	8,045

* A driver is no longer prohibited from performing safety-sensitive functions once they have a negative RTD test result.

INFORMATION BY LOCATION

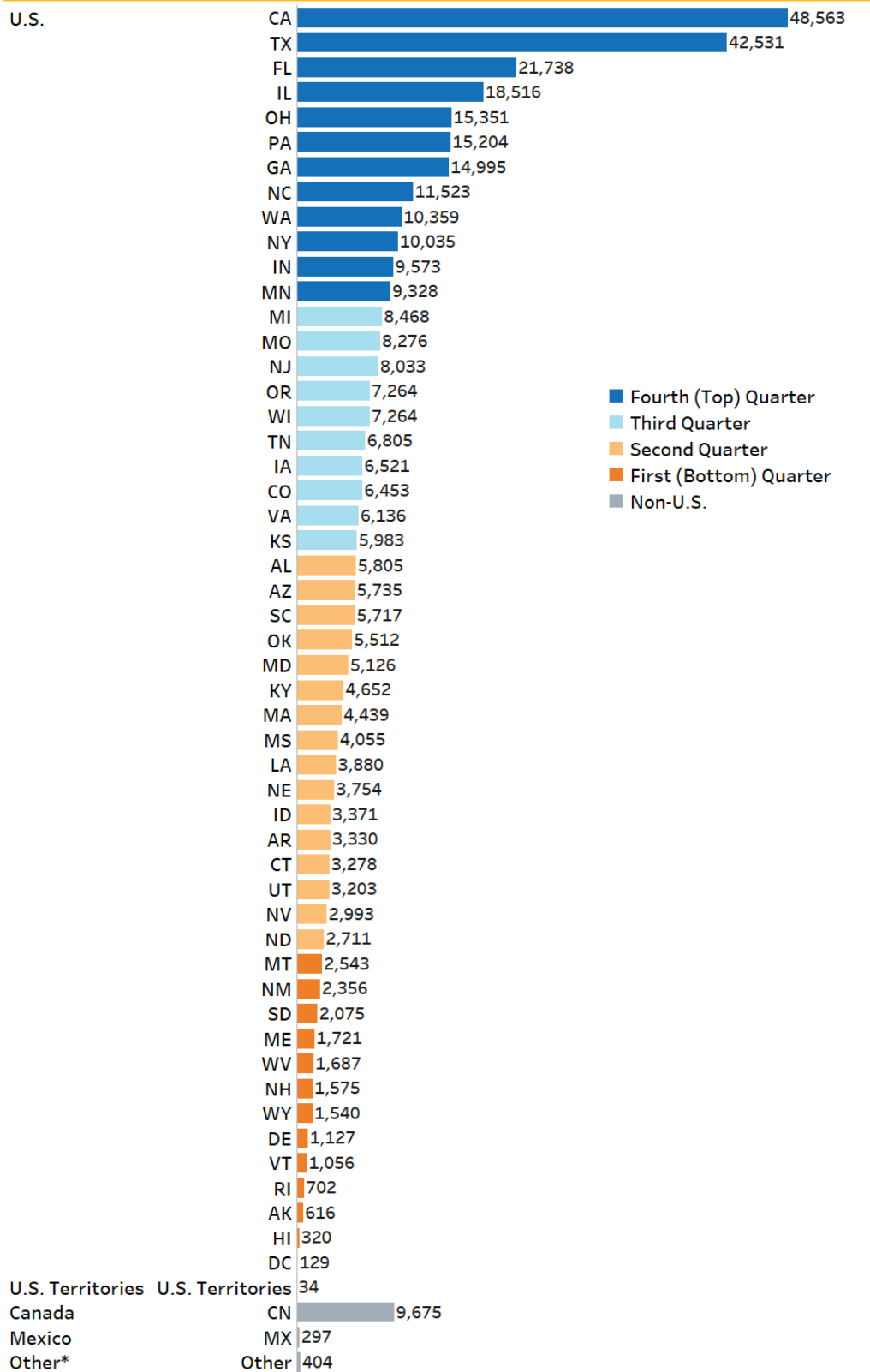
The following tables provide breakdowns of violations based on the jurisdiction that issued the driver's CDL/CLP and the number of registered employers by their domicile.

Violations Reported, by Location of CDL/CLP Issuance



Violations (by location) reported or modified through January 2023, as of February 1, 2023.

Unique Registered Employers by Location



Number of registered employers through January 2023, as of February 1, 2023. * "Other" represents data where the location is missing or otherwise not able to be determined.