

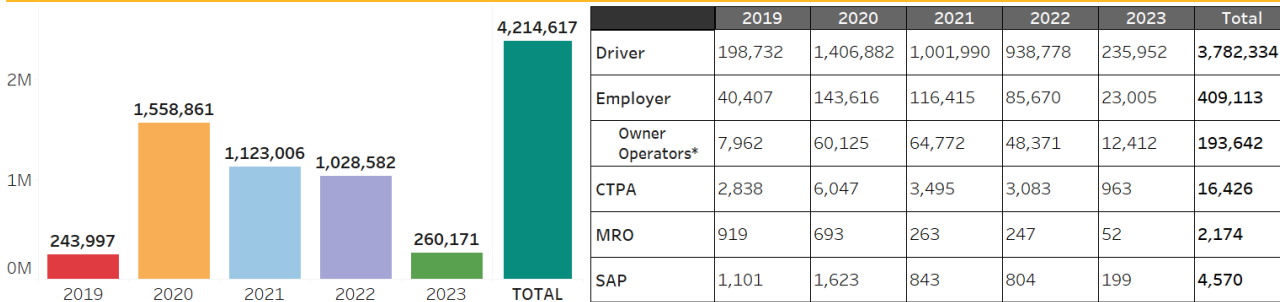
DRUG & ALCOHOL CLEARINGHOUSE

March 2023 Monthly Summary Report

REGISTRATIONS

Registration for the FMCSA Drug and Alcohol Clearinghouse (Clearinghouse) began for all user roles on September 28, 2019. Commercial driver’s license (CDL) or commercial learner’s permit (CLP) holders, employers, consortia/third-party administrators (C/TPAs), medical review officers (MROs), and substance abuse professionals (SAPs) all must register within the Clearinghouse. In some cases, a single user may have multiple roles within the Clearinghouse. For a summary of the number of drivers and organizations that registered in the Clearinghouse, see the table below.

CDL/CLP Holder and Organization Registrations



	2019	2020	2021	2022	2023	Total
Driver	198,732	1,406,882	1,001,990	938,778	235,952	3,782,334
Employer	40,407	143,616	116,415	85,670	23,005	409,113
Owner Operators*	7,962	60,125	64,772	48,371	12,412	193,642
CTPA	2,838	6,047	3,495	3,083	963	16,426
MRO	919	693	263	247	52	2,174
SAP	1,101	1,623	843	804	199	4,570

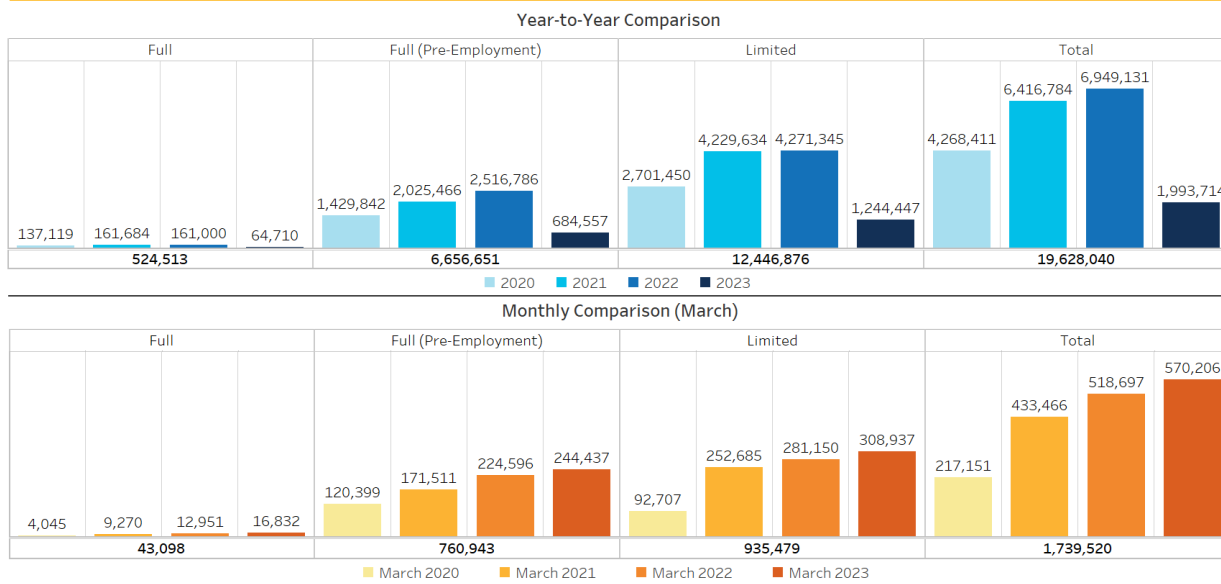
Number of completed registrations through March 2023, as of April 1, 2023. * Owner-operator counts are not included in the annual totals, as owner-operators are a subset of Employers and are included in the Employer counts.

This chart above reflects the number of CDL/CLP holders (drivers) and organizations registered within the Clearinghouse by role type since September 28, 2019.

QUERIES

Employers are required to conduct queries in the Clearinghouse when hiring a new CDL/CLP holder and annually for all CDL/CLP holders they currently employ. The table below breaks out the results by query type. The top table depicts query results by year and the bottom graph compares total query results with violations for the month of March across four years: 2020, 2021, 2022, and 2023.

Queries Conducted



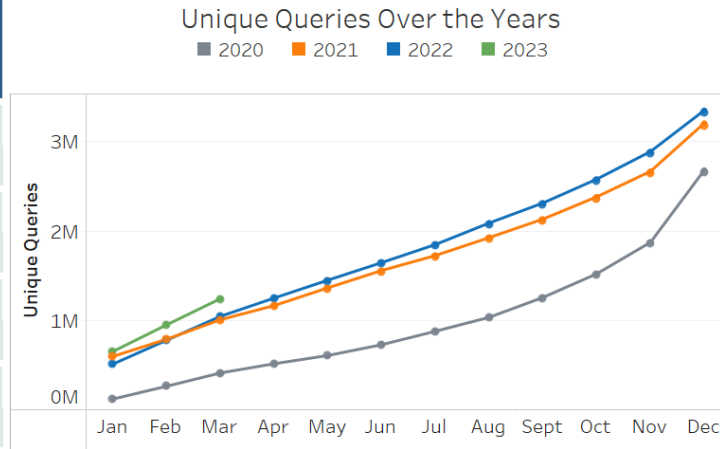
The graph illustrates the number of each type of query conducted by employers, or their designated C/TPA since January 6, 2020. The full query total includes limited queries that have been elevated to full.

QUERIES REPORTED TO CLEARINGHOUSE CONTINUED

Unique CDL/CLP Holders Queried



Total Since: January 6, 2020	4,849,587
Calendar Year 2023	1,243,487
Calendar Year 2022	3,351,225
Calendar Year 2021	3,207,647
Calendar Year 2020	2,681,291

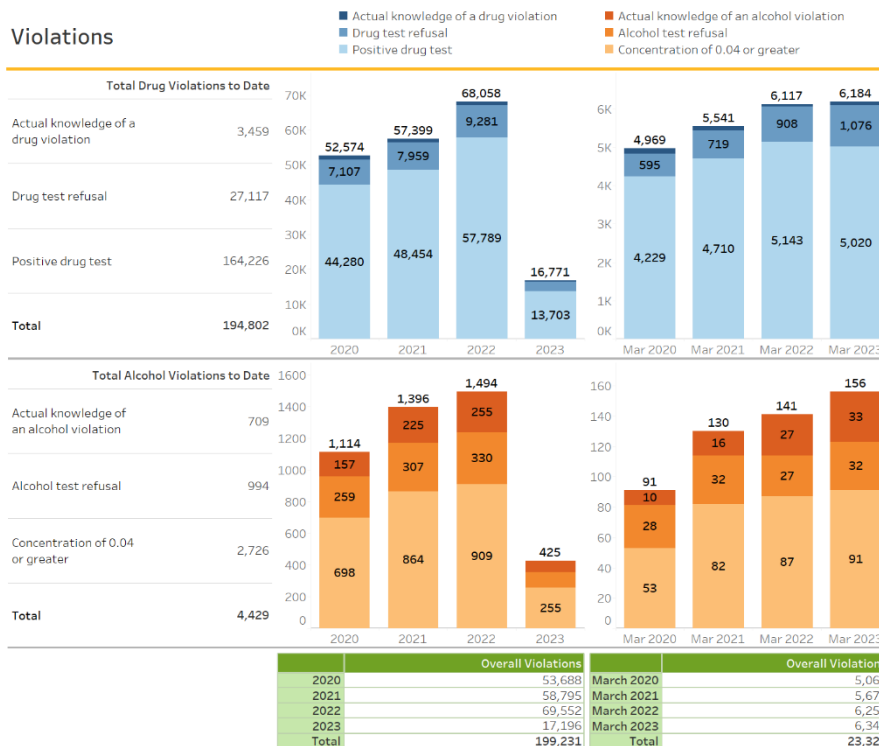


Unique drivers queried through March 2023, as of April 1, 2023.

The graph above illustrates the number of CDL/CLP holders whose information has been queried by employers (or their designated C/TPA) since January 6, 2020.

VIOLATIONS REPORTED TO CLEARINGHOUSE

Employers or their designated C/TPA, and MROs are required to report violations of the drug and alcohol program. Since January 6, 2020, there were 199,231 test results reported to the Clearinghouse with violations. The table below breaks out the results by violation type, for controlled substance (drug) tests and alcohol tests. The left side depicts total test results with violations by year and the right side compares total test results with violations for the month of March across three years: 2020, 2021, 2022, and 2023.



Violations reported through March 2023, as of April 1, 2023.

The graph above illustrates the number of violations reported to the Clearinghouse since January 6, 2020.

VIOLATIONS REPORTED TO CLEARINGHOUSE CONTINUED

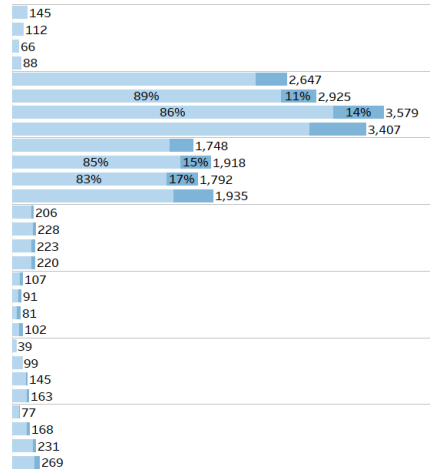
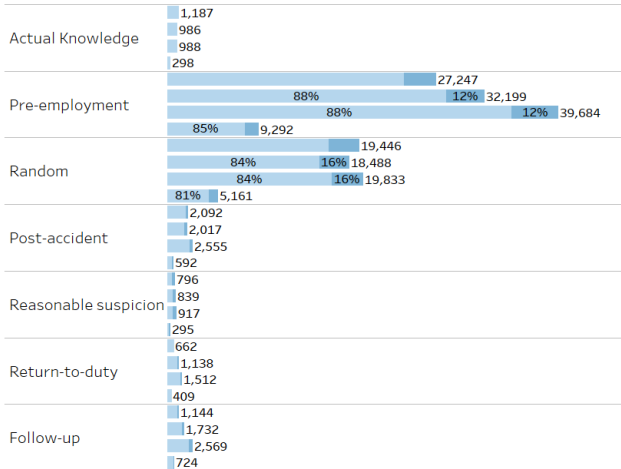
Drug and Alcohol Test Results By Test Type

Since January 6, 2020, there were 199,231 test results reported to the Clearinghouse with violations. The table below breaks out these test results by type of test, for controlled substance (drug) tests and alcohol tests. The left side depicts total test results with violations by year and the right side compares total test results with violations for the month of March across four years: 2020, 2021, 2022, and 2023.

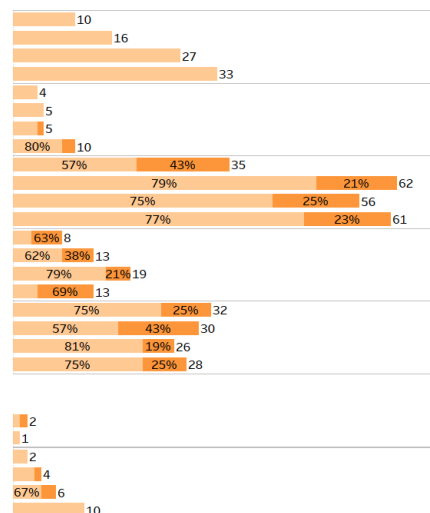
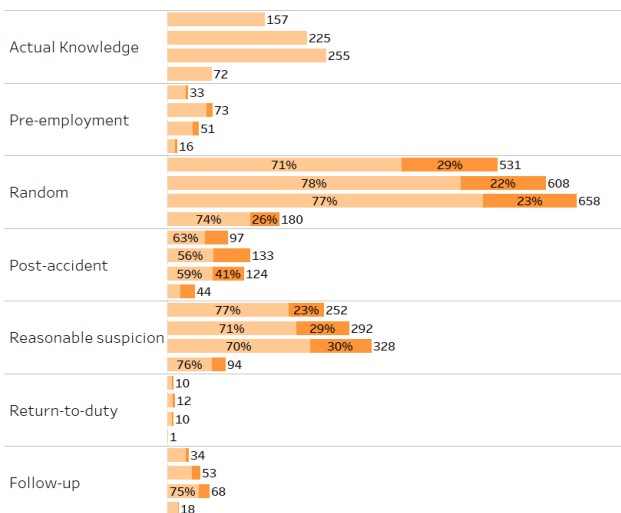
Total Test Results (Drug or Alcohol) by Test Type - Year and Month (March) Comparison



Drug Test Results (Positive or Refusal) by Test Type



Alcohol Test Results (Positive or Refusal) by Test Type



Test Results reported through March 2023, as of April 1, 2023.

VIOLATIONS REPORTED TO CLEARINGHOUSE CONTINUED

Positive drug tests account for **82%** of the total violations reported. The chart below represents the breakdown of results reported to the Clearinghouse by year since January 6, 2020 of the number of times a driver tested positive for each substance.

SUBSTANCES IDENTIFIED IN POSITIVE DRUG TESTS

Substance	2020	2021	2022	2023	# Tests Identified*
Marijuana Metabolite (Δ9-THCA)	29,511	31,085	40,916	9,344	110,856
Cocaine Metabolite (BZE)	7,940	8,765	10,953	2,436	30,094
Methamphetamine (MET/MAMP)	5,187	5,082	5,569	1,151	16,989
Amphetamine (AMP)	4,953	4,904	5,349	1,056	16,262
Oxymorphone (OXYM)	1,372	1,276	1,398	260	4,306
Oxycodone (OXYC)	1,106	1,049	1,130	225	3,510
Hydrocodone (HYC)	1,082	1,048	1,042	201	3,373
Hydromorphone (HYM)	1,000	930	965	182	3,077
Morphine (MOP)	443	353	445	86	1,327
Codeine (COD)	386	329	444	91	1,250
6-Acetylmorphine (6-AM)	302	191	177	26	696
Phencyclidine (PCP)	137	118	138	24	417
Ecstasy (MDMA)	65	60	68	20	213
Methylenedioxyamphetamine (MDA)	30	33	45	16	124
All substances	53,514	55,223	68,639	15,118	192,494

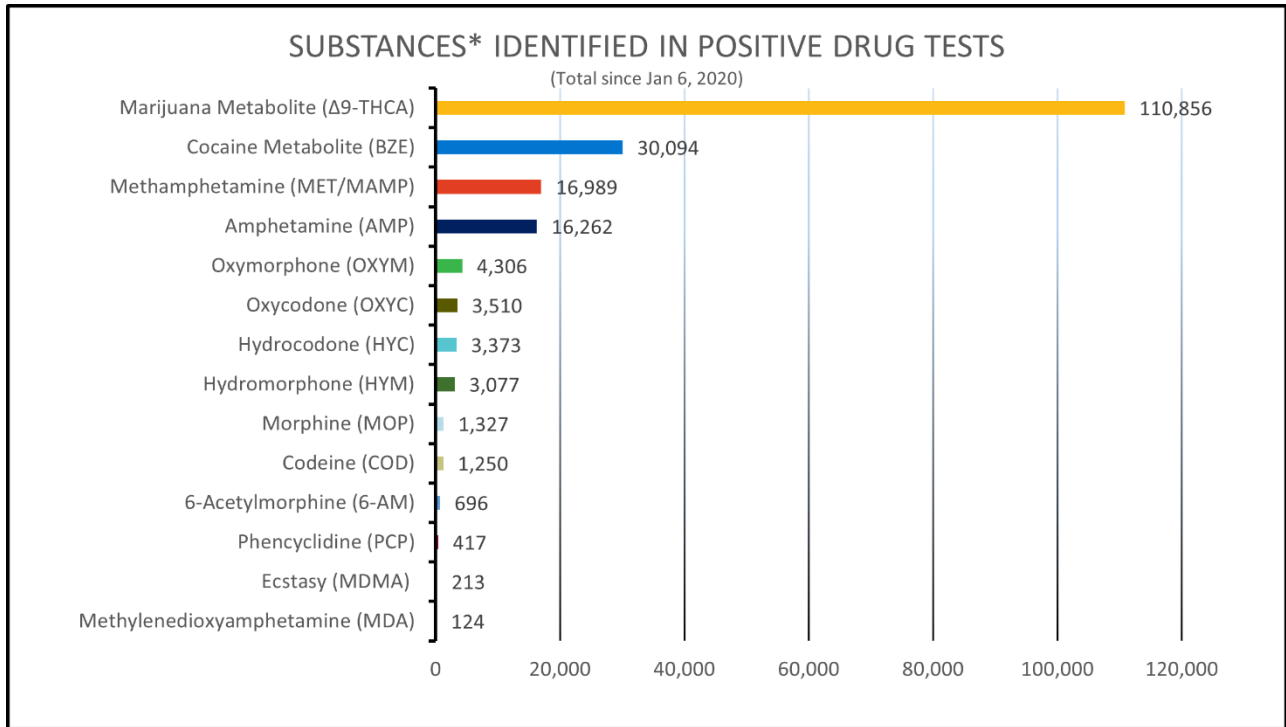
(Reported through March 2023, as of April 1, 2023)

*Total since January 6, 2020

Note: More than one substance can appear in a positive drug test

Note: To date, there have been 8,411 reports of dilute specimens, with 546 occurring in 2023. A positive dilute result indicates that drugs were detected despite the dilution of the sample. Dilute specimens are therefore reflected in the total substance counts.

VIOLATIONS REPORTED TO CLEARINGHOUSE CONTINUED



**Positive drug tests reported through March 2023, as of April 1, 2023.*

The graph above shows total results reported to the Clearinghouse since January 6, 2020 of the number of times a driver tested positive for each substance.

RETURN-TO-DUTY PROCESSES

If a CDL/CLP holder has a drug and alcohol program violation recorded in the Clearinghouse, the CDL/CLP holder must be removed from safety-sensitive functions, including operating a commercial motor vehicle, until the return-to-duty (RTD) process is completed. Select milestones of a driver's RTD process are recorded in the Clearinghouse. The table below provides a snapshot of the number of drivers in the RTD process with their status in the Clearinghouse as of April 1, 2023.

CDL/CLP Holders in the Return-to-Duty (RTD) Process as of April 1, 2023

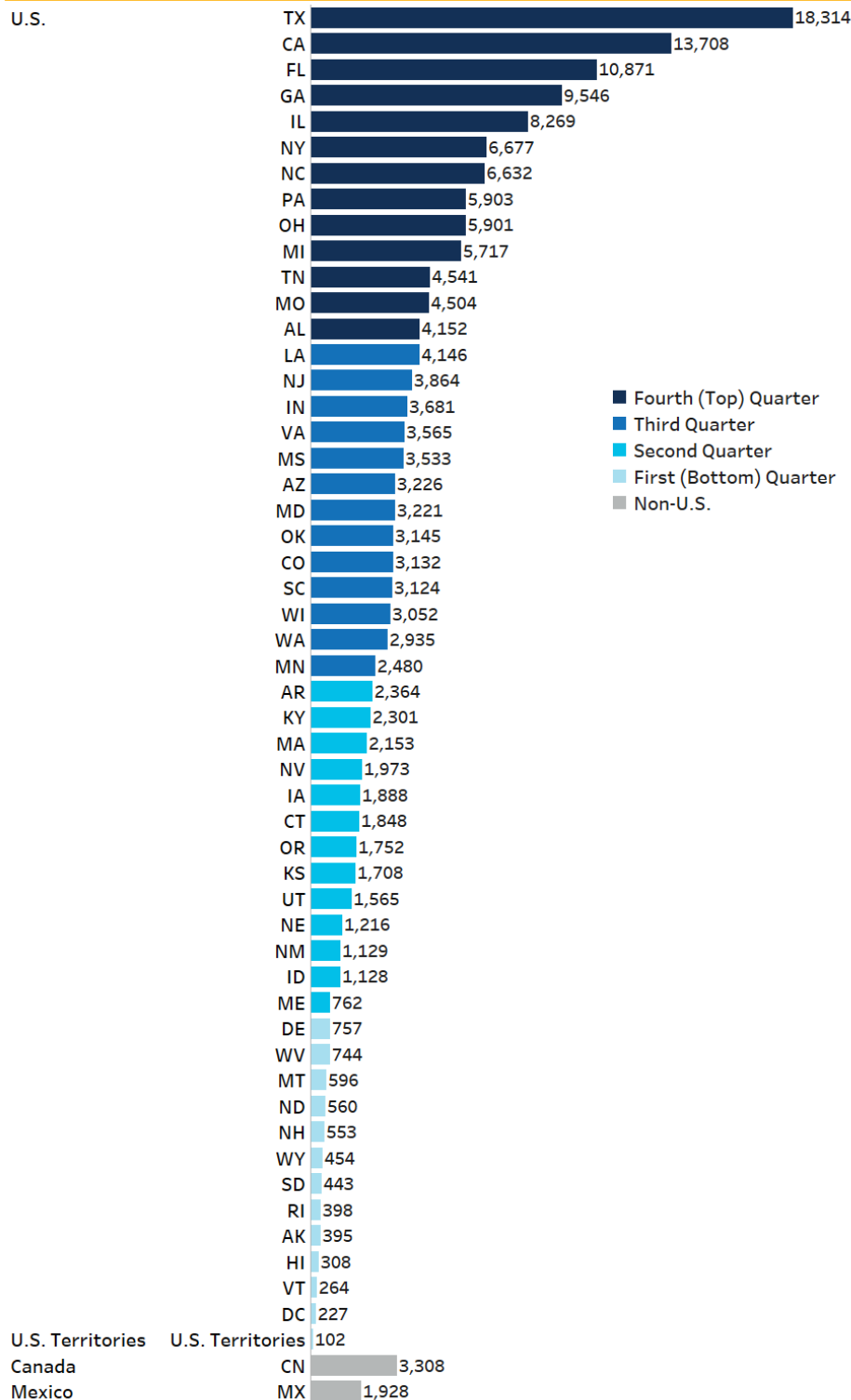
RTD STATUS	# DRIVERS
All Drivers (with at least 1 violation)	180,664
CDL/CLP holders in Prohibited Status	129,100
RTD Process Not Started	97,833
Substance Abuse Professional (SAP) Request Sent	1,176
SAP Designation Confirmed	3,704
SAP Request Declined	807
Initial SAP Assessment Complete	6,167
Determined Eligible for RTD Testing	19,413
CDL/CLP Holders in Not-Prohibited Status*	51,564
RTD Test with Negative Results	42,260
Follow-Up Testing Plan Complete	9,304

* A driver is no longer prohibited from performing safety-sensitive functions once they have a negative RTD test result.

INFORMATION BY LOCATION

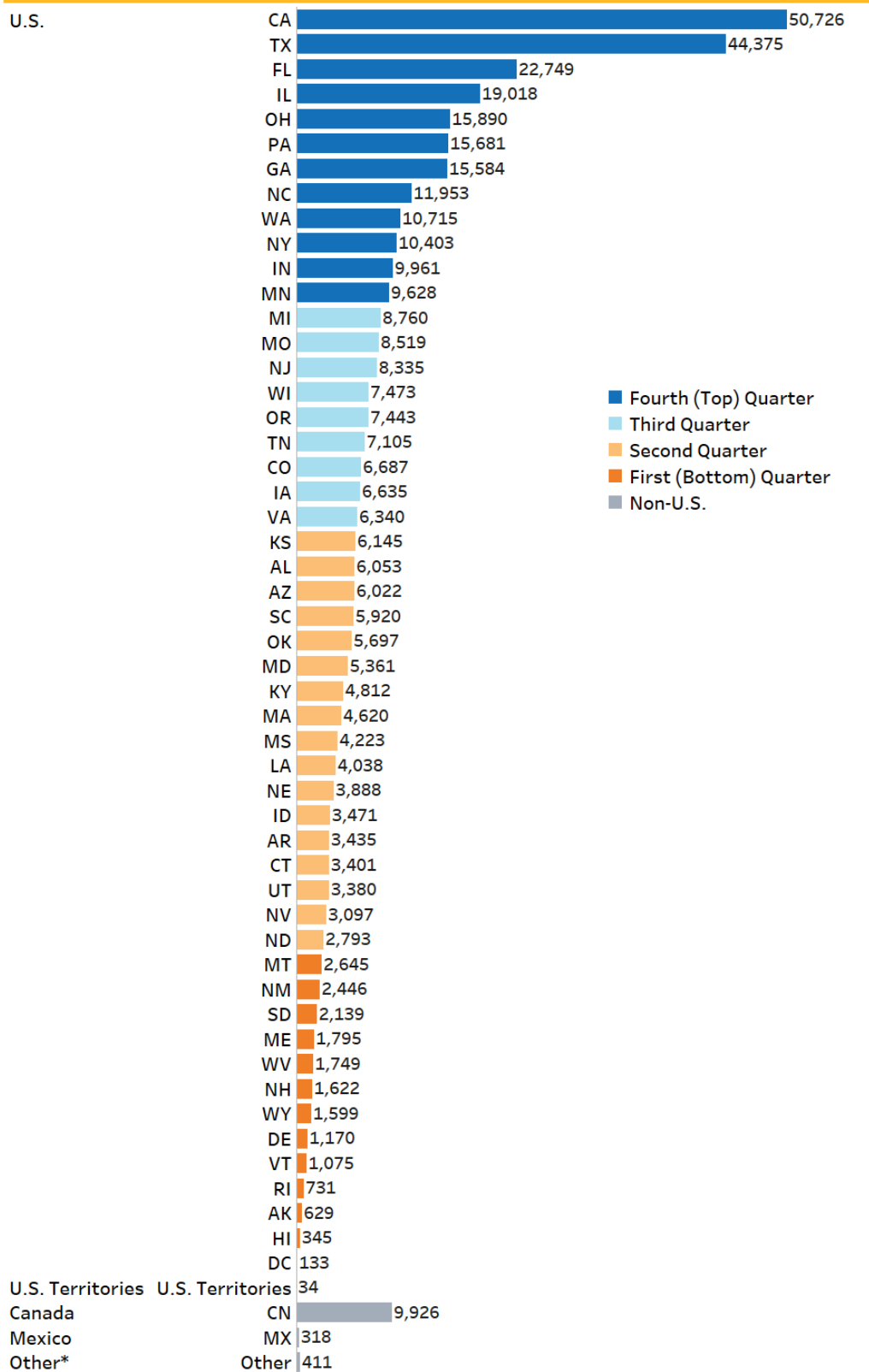
The following tables provide breakdowns of violations based on the jurisdiction that issued the driver's CDL/CLP and the number of registered employers by their domicile.

Violations Reported, by Location of CDL/CLP Issuance



Violations (by location) reported or modified through March 2023, as of April 1, 2023.

Unique Registered Employers by Location



Number of registered employers through March 2023, as of April 1, 2023. * "Other" represents data where the location is missing or otherwise not able to be determined.